

Gorilla Expense Integration with Sage Intacct

Gorilla Expense offers full integration with Sage Intacct, allowing for seamless transfer of data between systems. This integration is done through the Gorilla Expense web application and is built using Sage Intacct's own API, helping you maintain Sage Intacct as your one source of truth.

Overview of Components

1. Gorilla Expense Web Application
2. Sage Intacct API
3. Sage Intacct Time & Expense Module
4. Sage Intacct Account Payables Module











Gorilla Expense's integration with Sage Intacct is easy to set up and comes with powerful features. Whether you are creating bills, timesheets, or expense reports, Gorilla Expense supports common and advanced Sage Intacct configurations to ensure everything including dimensions, and projects are coded properly, every time.

The Gorilla Expense integration with Sage Intacct eliminates the need for manual downloads and manipulations of files, cutting down on hours of manual data entry.

Admin users can fetch all 'Manager Approved' expenses or timesheets and send them to Sage Intacct on demand via the Sage Intacct API. This process can also be automated so that no manual intervention is required.

Key Benefits of Gorilla Expense's Integration with Sage:

-  Eliminates the need for manual data entry and manipulation, saving time.
-  Maintains Sage Intacct as the one source of truth.
-  Tracks against standard Intacct dimensions and custom fields.
-  Simplifies ongoing updates through scheduled or on-demand syncs.
-  Provides all-round support for organizations that require more insight into staff time and expenses.
-  Supports multi-entity and multi-currency Intacct configurations, as well as worldwide tax configurations.
-  Provides advanced configurations for bills, timesheets, expense reports.
-  Offers an unparalleled level of depth and configuration for companies using Sage Intacct and Sage Intacct CRE.



Gorilla Expense Integration Options

Gorilla Expense offers a seamless integration with Sage Intacct, allowing for the easy transfer of expense and timesheet data directly to Sage Intacct. This integration is done using the Gorilla Expense web application and Sage Intacct's API.

Expense Reports Integration

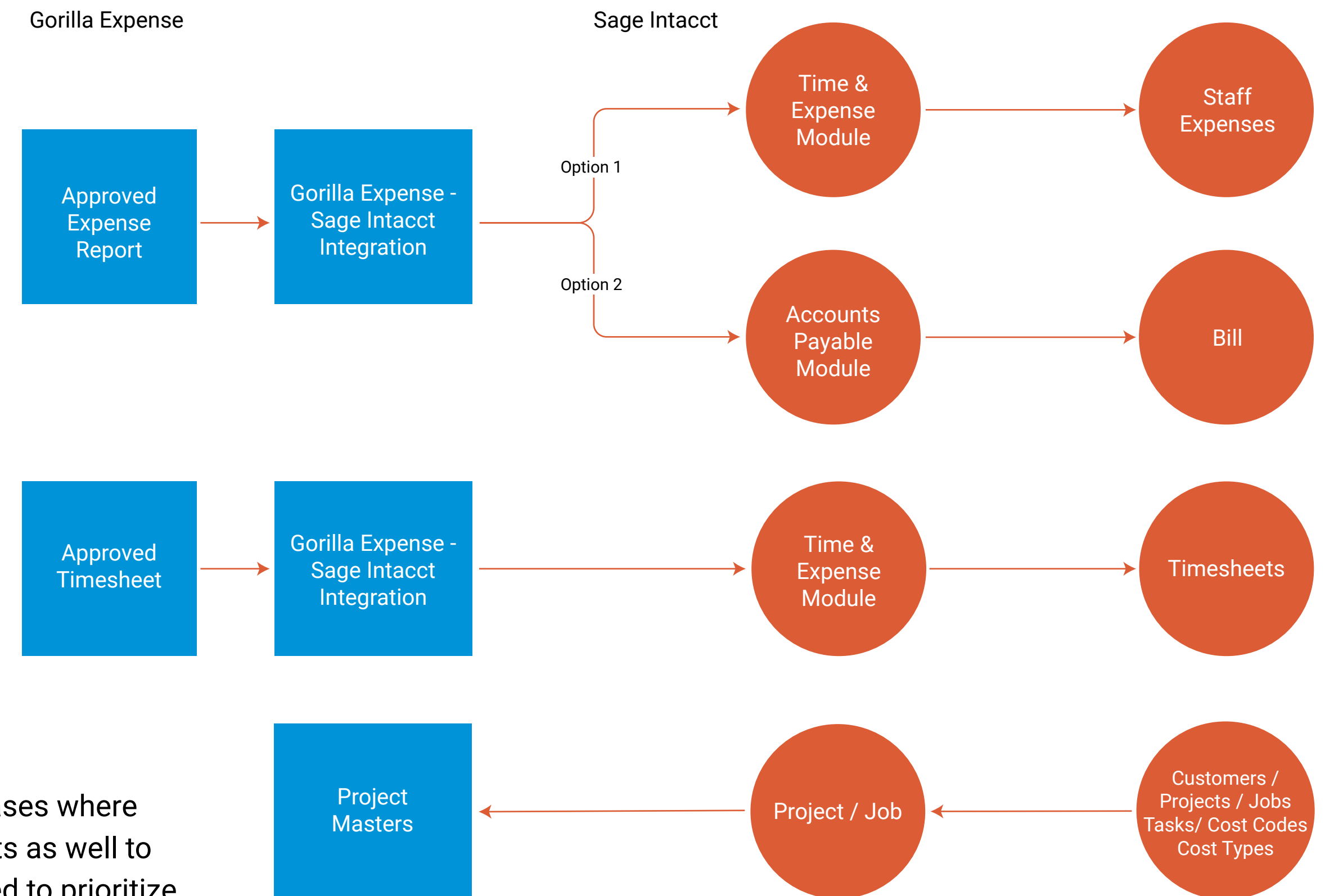
Gorilla Expense's expense reports can be easily posted to Sage Intacct as either Approved Expense Reports within the **Time & Expense module** or as Bills within the **Accounts Payable module**.

Timesheets Integration

Gorilla Expense's timesheets can be posted to Sage Intacct as Approved Timesheet Reports within the **Time & Expense module**. As with expense reports integration, the integration architecture ensures the security and simplicity of the integration process.

Master Data Sync

With real-time synchronization of all Customers, Projects or Tasks updated or created in Sage Intacct we ensure that users can easily charge expenses to newly created projects without any delay. In addition, we can sync Project Managers assigned on the Projects in Sage, in cases where approval is driven by Project Managers. Similarly, we can sync the Resource Assignments on projects as well to ensure users can only charge to projects they are allowed on. Our integration architecture is designed to prioritize security and simplicity, similar to our expense report integration.



The above 3 integrations are supported in Sage Intacct CRE as well by extending them to CRE specific fields like Jobs, Cost Codes and Cost Types. For Sage Intacct CRE customers, it includes the synchronization of Cost Types and the relationships between Jobs, Cost Codes, and Cost Types.

Gorilla Expense's integration with Sage Intacct provides a powerful and efficient solution for organizations seeking to streamline their expense and timesheet management processes.

